


MAGIK  THEATRE

# lyric & the keys



## DIGITAL RESOURCE GUIDE

LYRIC & THE KEYS IS  
SPONSORED BY:






DIGITAL RESOURCE GUIDE IN  
PARTNERSHIP WITH:



Book By Roxanne Schroeder-Arce. Music and Lyrics by Jenn Hartmann Luck.



# TABLE OF CONTENTS

- **Introduction to the Musical.....** Page 1
- **Meet the Cast.....** Page 2
- **Design Your Own Guitar.....** Page 3 
- **Create a Confidence Cat!.....** Page 4
- **Musical Art and Gondola Coloring Pages.....** Pages 5-6 
- **Practicing Confidence.....** Page 7 
- **Rock & Roll Vs Folk Music Styles.....** Page 8
- **This is A...(Theatre Activity).....** Page 9
- **Discussion Questions.....** Page 10
- **Ways to Stay Connected.....** Page 11
- **TEKS Charts.....**Pages 12-14

# SHOW SYNOPSIS



The people who made this production possible.

## CAST

**Lyric:** Hannah Rodriguez  
**Mr. Hartley:** Benjamin Bazán  
**Miss Reed:** Clarissa Ramos  
**Melody:** Tory Ross  
**CC / Ensemble:** Amy Bouquet  
**Ensemble & Lyric/CC US:** Sami Serrano  
**Ensemble & Mr. Hartley US:** Cary Farrow IV  
**Ensemble & Miss Reed/Melody US:** Grace Lynn  
**Guitarist:** Rick Patino

## CREATIVE TEAM

**Book by:** Roxanne Schroeder-Arce  
**Music and Lyrics by:** Jenn Hartmann Luck  
**Director:** Anthony Runfola  
**Music Director:** Kristi Smith  
**Assistant Music Director:** Sami Serrano  
**Set Designer:** Chris Boneta  
**Costume Designer:** David Arevalo  
**Lighting Designer:** Sarah Elliot  
**Sound Designer:** Zachary Walsh  
**Choreographer:** Tanesha Payne  
**Arrangements and Music Assistant:** Ezri Killeen

## PRODUCTION TEAM

**Production Manager:** Devon Moreno  
**Stage Manager:** Kelsey Nelson  
**Technical Director:** Pat Smith  
**Assistant Technical Director:** Chris Boneta  
**Properties Manager:** Lucian Hernandez

**Audio Engineer:** Zachary Walsh  
**Lighting Supervisor:** Thaddeus Morris  
**Costume Shop Manager:** Sarah Steele  
**American Sign Language Interpreter:**  
Robert Cardoza

## ABOUT LYRIC & THE KEYS!

Book By Roxanne Schroeder-Arce  
Music and Lyrics by Jenn Hartmann Luck  
A world premiere commissioned by and presented  
at Magik Theatre.

**September 28 - October 13, 2024**

Lyric, a second-grader experiencing reading difficulties, finds an unexpected teacher in Mr. Hartley, the school janitor. Through the help of his made-from-junk robots, Mr. Hartley mentors Lyric, fostering her confidence and equipping her with the tools needed to overcome her reading challenges.

With catchy melodies and a folk guitar score, *Lyric & the Keys* is a new musical celebrating what it means for young people to believe in themselves enough to do anything – even learn to read. The key has always been inside!

*Lyric & The Keys* is presented by Show Sponsor **H-E-B**.



# MEET THE CAST



Meet the cast that is bringing the story of *Lyric & the Keys* to life on the Magik Theatre stage!



**Hannah Rodriguez**  
Lyric



**Benjamin Bazán**  
Mr. Hartley



**Clarissa Ramos**  
Miss Reed



**Victorya "Tory" Ross**  
Melody



**Amy Bouquet**  
CC & Ensemble



**Sami Serrano**  
Ensemble &  
Understudy: Lyric & CC



**Cary Farrow IV**  
Ensemble &  
Understudy: Mr. Hartley



**Grace Lynn**  
Ensemble &  
Understudy: Miss Reed & Melody

# DESIGN YOUR OWN GUITAR!

Just like Lyric, you can have your very own guitar! Use the template below to design and color your instrument. In the songbook, write what the song in your heart sings!



# CREATE A CONFIDENCE CAT!

In *Lyric and the Keys*, the title character finds support from a friend named CC, or Confidence Cat. CC is a **robot** created by Mr. Hartley, the school janitor, from **recycled materials** and helps Lyric build her confidence!

**Directions:** Using the following video, create your own cardboard Confidence Cat, made from recycled materials!



<https://www.youtube.com/watch?v=IMC8Bh5hZjM>



**Robotics** is the combination of science, engineering, and technology to create machines programmed to replicate, substitute, or assist humans in completing tasks of varying complexity. These machines are known as robots!

**Recycling** is the process of collecting and processing materials that would be thrown away otherwise and turning them into new materials! Just like what Mr. Hartley does with discarded materials in the show!



**Extension Activity:** What are some glows and grows of the design of your Confidence Cat? How would you improve it? What would you change and what would you keep the same?

# MUSICAL ART COLORING PAGE

Music is a large part of Lyric's life! Check out the following coloring activity to discover some of the musical art located in Hemisfair, home of Magik Theatre!

---

## The Steel Drums

Hemisfair is known for its unique art! Many of the art pieces, including our steel drums, are both interactive and beautiful.



# REPURPOSE AND DECORATE A GONDOLA!


In the show, Mr. Hartley repurposes recycled materials and turns them into robots!

**Repurposing** means taking something old or used and giving it a new life by turning it into something different! See the coloring activity below and decorate a gondola!

---

## The Gondola

Our gondolas originate from the Brackenridge Sky Ride of 1963. The ride was 100 feet in the air and stretched from the zoo to the Japanese Tea Gardens. The Sky Ride was a fun attraction for visitors of the World's Fair, and today the gondolas serve as the perfect place to take a break at Hemisfair.





# PRACTICING CONFIDENCE

**Confidence** is the feeling of self-assurance arising from one's appreciation of one's own abilities or qualities. In the show, Lyric has a hard time having confidence in her ability to read. Using the space below, write down a sentence about what CC might say to help you, or a friend, feel more confident!

## CONFIDENCE CARD

---

---

---

---

---

---

---

---

---

---

---

**From:** CC  

---

**To:** \_\_\_\_\_  

---

**Bonus:** Circle some ways you can practice confidence and share with a friend!

## TIPS FOR PRACTICING CONFIDENCE

Stop Comparing Yourself to Others

Surround Yourself with Postive People

Take Care of Your Body

Be Kind to Yourself

Practice Positive Self-Talk

Face Your Fears

Do Things You're Good At

Know When to Say No

Set Realistic Goals

BELIEVE  
in  
YOURSELF

Smile  
WITH  
CONFIDENCE

I am  
CONFIDENT

you are  
CAPABLE

# ROCK & ROLL VS FOLK MUSIC STYLES



The term “**Rock & Roll**” dates all the way back to the 1920s when Trixie Smith recorded, “My Baby Rocks Me with one Steady Roll” in 1922. Combined with its distinct style that utilizes heavy beats and lots of electric guitar, the Rock and Roll genre has been a symbol for independence and teenage rebellion since World War II.

**Folk music** is a broad musical genre that encompasses traditional music from an array of populations and ethnic groups. It includes several genres including Appalachian music, bluegrass, railroad songs, protest songs, cowboy songs, sea shanties, jug music, and more! The main characteristics of folk music are acoustic instruments, English language lyrics, and emphasis on regional authenticity.



**Brain Break Activity:** Using the links below, have your students freestyle dance along with the music and pause it at random intervals. When the music is paused, the students must freeze until the music begins again!



[https://www.youtube.com/watch?v=nU2t1AB7\\_8](https://www.youtube.com/watch?v=nU2t1AB7_8)



[https://www.youtube.com/watch?v=q2dbtA\\_NXpc](https://www.youtube.com/watch?v=q2dbtA_NXpc)

# THIS IS A...



In the show, Mr. Hartley helps Lyric use her imagination to make one object into something new in the game, ***"This is A..."*** Follow the directions below to play the game yourself!

## What You'll Need:

A space large enough for a standing circle, a bag of miscellaneous objects

## Directions:

1. Have the class form a standing circle.
2. Each student will pull an object from the bag of miscellaneous objects.
3. Once each student has an object, give them a moment to use their imagination to think of what else the object could be. (*For example, a toothbrush could suddenly be a telephone!*)
4. Next, go around the circle letting each student say *"This is not a [insert object here]. This is a [insert new object here]."*
5. After each student shares, the entire group repeats what they just did!
6. This pattern repeats until everyone has shared!

**Extension Activity:** To challenge your students, give the group one object that they must pass around and create new objects for. Once they have mastered this, take away the physical object entirely and have them practice their pantomime skills to communicate what the new objects are!



# DISCUSSION QUESTIONS



A Q+A or brief discussion will take place immediately following the performance.

At the end of the show, please remain seated as the cast will lead the audience through a talk back. Talk backs provide a further shared experience about the themes woven throughout the show.

## Some questions you may hear are...

- Lyric has a lot of responsibilities at home. **How do you think that makes her feel? Have you ever been overwhelmed by your responsibilities? What is something you can say or do when you're feeling overwhelmed?**
- In the show, Lyric struggles with reading and being confident. But then with the help of a trusted adult and the Confidence Cat "CC" Lyric learns how to be more confident and improves her reading skills. **Have you ever had someone there to help you face a challenge? How did it make you feel to have someone help you when you needed it?**
- Mr. Hartley is a trusted adult that Lyric goes to for help. **Think for a moment of some trusted adults in your life that you can always go to for help. This could be adults both at school and at home.**
- Ms. Reed has a hard time seeing Melody's perspective on Lyric's situation. **Have you ever had a hard time seeing someone else's point of view?**



Think about some questions you'd like to ask about the show, like how or why we did something! We will give you the opportunity to ask some of those questions.

At Magik Theatre we seek to not only provide amazing theatrical experiences but also to educate about the artistic medium of theatre to our audiences. We look forward to seeing you at the theatre!

# WAYS TO STAY CONNECTED!

Magik Theatre's mission is to create theatrical experiences that ignite imagination, spark curiosity, inspire empathy, and foster a lifetime love of learning in young people.

## QUESTIONS?

### How to book a field trip or tour:

Email [info@magiktheatre.org](mailto:info@magiktheatre.org).

Call (210) 227-2751.

---

Support us through the State Employee and Charitable Campaign and the Local Employee Charitable Campaign by United Way of Bexar County.

**8058** Magik Theatre (local)

**413031** Magik Theatre (state)

---

## TEKS REFERENCES:

<https://tea.texas.gov/academics/curriculum-standards/teks/texas-essential-knowledge-and-skills>

## Office Hours

Monday - Friday

9 am - 5 pm

[magiktheatre.org](http://magiktheatre.org)

Magik Theatre

420 S Alamo St

San Antonio, TX 78205

---

## Stay connected with the latest!

Follow us on our social media



@themagiktheatre



# TEKS & INTEGRATION CHARTS

## Activity Name: Guitar Design (pg. 3)

### TEKS:

	Art
1st	1.(B), 2. (A,C)
2nd	1.(A), 2.(A-C)
3rd	2.(B-C)
4th	2.(B-C)
5th	2.(B-C)

## Activity Name: Confidence Cat (pg. 4)

### TEKS:

	Art	ELA	Science
1st	1.(B), 2. (A,C)	7.(E), 12.(C.)	1.(G), 2.(A,D)
2nd	1.(A), 2.(A-C)	7.(E), 12.(C.)	1.(G), 2.(A,D)
3rd	2.(B-C)	7.(E), 12.(C.)	1.(G), 2.(A,D)
4th	2.(B-C)	7.(E), 12.(C.)	1.(G), 2.(A,D)
5th	2.(B-C)	7.(E), 12.(C.)	1.(G), 2.(A,D)

If you enjoyed this Digital Resource Guide, please [click here](#) to complete our survey regarding this educational resource or scan the QR code. We appreciate your time and feedback as we aim to be aware of opportunities to enhance our services and better serve our community.



# TEKS & INTEGRATION CHARTS

**Activity Name: Musical Art Coloring Page (pg. 5)**

**TEKS:**

	Art
1st	1.(B), 2. (A,C)
2nd	1.(A), 2.(A-C)
3rd	2.(B-C)
4th	2.(B-C)
5th	2.(B-C)

**Activity Name: Practicing Confidence (pg. 6)**

**TEKS:**

	ELA	Health
1st	7.(E), 12.(C.)	4. (A-B)
2nd	7.(E), 12.(C.)	4. (A-B)
3rd	7.(E), 12.(C.)	4. (A)
4th	7.(E), 12.(C.)	4. (A)
5th	7.(E), 12.(C.)	4. (A)

# TEKS & INTEGRATION CHARTS

**Activity Name: Rock & Roll vs Folk** (pg. 7)

**TEKS:**

	Social Studies
1st	14.(B)
2nd	2.(B)
3rd	1.(A), 12.
4th	-
5th	20.(B)

**Activity Name: This is A...** (pg. 8)

**TEKS:**

	Theatre
1st	1.(A-D), 2.(A-B), 3.(A-D)
2nd	1.(A-D), 2.(A-B), 3.(A-D)
3rd	1.(A-D), 2.(A-B), 3.(C-D)
4th	1.(A-F), 2.(A-C), 3.(B-D)
5th	1.(A-F), 2.(A-C), 3.(B-D)

LYRIC & THE KEYS IS  
SPONSORED BY:



DIGITAL RESOURCE GUIDE IN  
PARTNERSHIP WITH:

